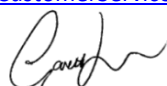


astro

PHOTOMETRIC
TEST REPORT

Report Number	GNC-2118
Customer	Astro Lighting Limited
Contact	David Green
Product Type	LED Ceiling light
Test Purpose	Generation of photometric data
Quote Reference	Q-LUX18-300381
Works Order Number	WO-2118
Test Item Reference	TI-20190
LAB Test Method Reference	Goniometric (Type C) Intensity Scan - IES/LDT Files & Report - Scan Increments 15 degrees Azimuth by 2.5 degrees inclination
Test Standards	LM-79-08; (BS) EN 13032-4:2015; CIE S025:2015
Lab Location Reference	LUX-TSI
Tested by	Mike Sewell
Date of Test	18-12-18
Reviewed by	Gareth Jones
Number of products tested	1

Address: LUX-TSI Ltd.,
Pencoed Technology Park,
Pencoed, Bridgend,
CF35 5AQ, UK
Telephone: +44 (0) 1656 864618
Authorised by: G. Jones
Email: CustomerService@lux-tsi.com
Signed:



Date: 18/12/2018



7412-Osaka350LED

Disclaimers

This report is for the exclusive use of LUX-TSI's Customer and is provided pursuant to the agreement between LUX-TSI and its Customer. LUX-TSI's responsibility and reliability are limited to the Terms and Conditions of the agreement. LUX-TSI assumes no liability to any other party, other than the Customer in accordance with the agreement, for any loss, expense or damage occasioned by the use of this report. Only the Customer is authorized to permit copying or distribution of this report and then only in its entirety. Any use of the LUX-TSI name or one of its marks for the sale or advertisement of the tested material, product or service must be approved in writing by LUX-TSI.

The observations and test results in this report are relevant only to the sample tested. Opinions expressed and data supplied in this report, are given in good faith, and are based on the information provided by the Customer. This report does not remove the requirement for the Customer to obtain further independent advice and in particular to instruct a notified or competent body or person to carry out further evaluation work and/or testing. Accordingly, no warranty is given, nor is any term or condition to be implied, that the product, which is the subject of this report, complies with the requirements of any EU directives.

Nomenclature

Lamp Orientation described below relates to the position in which a lamp is designed to operate for maximum performance and safety, these include:

BD - Base Down (bulb is vertically positioned with the metal base at the bottom, glass up)

BU - Base Up (bulb is vertically positioned with the metal base at the top, glass hanging down)

HBD - Horizontal $+15^{\circ}$ to Base Down

H45 - Horizontal to -45° only

VBU - Vertical Base Up $\pm 15^{\circ}$

VBD - Vertical Base Down $\pm 15^{\circ}$

HBU - Base Up $\pm 90^{\circ}$ (bulb can be operated in a base up or horizontal position)

HOR - Horizontal Burn (bulb is positioned with the metal base parallel to the ground)

H75 - Horizontal $\pm 75^{\circ}$ (bulb should not be operated within 15° of vertical)

U - Universal Burn (burn can be operated in any position)

Test Conditions

Measurements were made with an ambient temperature of $25^{\circ}\text{C} \pm 1^{\circ}\text{C}$. Measurements were taken only after sufficient time for thermal stabilisation has been allowed. Thermal stabilisation according to LM-79-08 was achieved before measurements are measured and reported.

Calibrations

The far field Type C Goniophotometer is calibrated using an intensity lamp calibrated by a NVLAP accredited calibration laboratory.

Test Equipment

UL LSI Custom Far-Field Type C Moving Mirror Goniophotometer measures intensity as a function of angle. Spectral measurements are measured using a Labsphere 1 metre integrating sphere.

Data Formats

IES (15 deg azimuth and 2.5 deg inclination) and LDT (15 deg C planes and 2.5 deg gamma angles)

Spectral Data file from which the calculation of chromaticity and CRI etc. have been performed and the derived results from the LightMtrX software are provided as a text file format.

All photometric data for LED products will be provided in ABSOLUTE photometric format and all non-LED data will be in relative photometric format with lamp lumens measured separately, where possible, for LOR estimation.

Product Name	Osaka 350 LED
Part/Serial Number	1061006
Type of Product	LED Ceiling light
Base Type	Not Applicable - Luminaire
Driver Type	Internal
Test Time	30 mins
Operating Orientation	Base Up
Test Orientation	Base Up
Ambient Temperature	25.6°C
Manufacturer	Astro Lighting Limited
Date of Manufacture	Not Available
Thermal Management	Passive
Dimmable	No
Pre-Burning Time	0 hours
Stabilisation Time	45 mins
Humidity	29.9% RH
Averaging Applied	NONE



Driver Details		
Manufacturer		N/A
Model		N/A
Part/Serial #		N/A
Rated Voltage		N/A
Output	Current	N/A
	Voltage	N/A

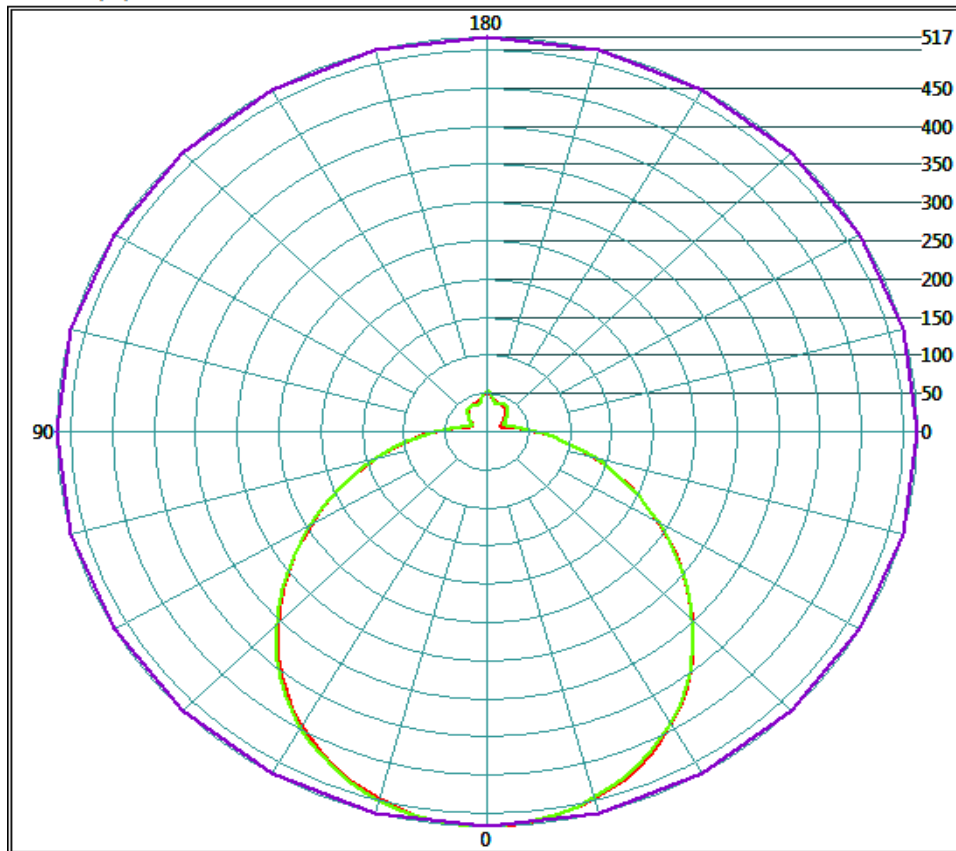
Photometric Measurements	
Luminous Flux	1812 lm
Luminous Efficacy	79 lm/W

Dimension	Sample	Luminous Opening
Diameter/Width	350 mm Φ	330 mm Φ
Length		
Height/Depth	109 mm	45 mm

Electrical Measurements	
Frequency	50 Hz
Voltage	230.0 V
Current	0.106 A
Power	22.9 W
Power Factor	0.940
Apparent Power	24.3 VA

Goniophotometric Measurements		
Beam Angle	Horizontal	115°
	Vertical	115°
On-axis Intensity		517 cd
Peak Intensity		517 cd
Peak Direction	Horizontal	0°
	Vertical	0°

Polar Plot (cd)

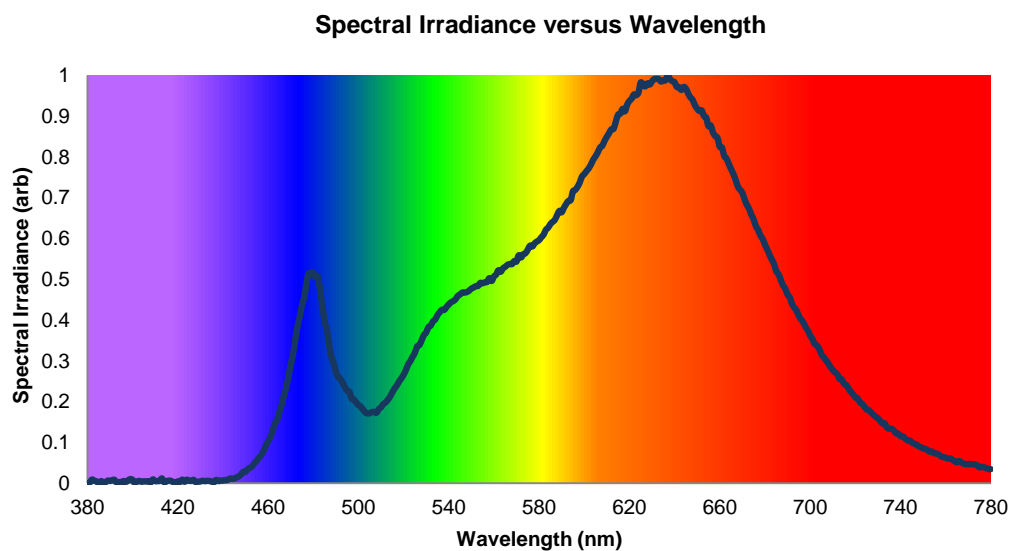


Mounting Height (m)	Beam Width (m)		Projected Illuminance (lux)
	C0-C180 plane	C90-270 plane	
0.5	1.6	1.6	2067
1	3.2	3.2	517
2	6.3	6.3	129
3	9.5	9.5	57
4	12.7	12.7	32
5	15.8	15.8	21
7.5	23.8	23.7	9
10	31.7	31.6	5
20	63.4	63.3	1

Spectral Results

Integrated Spectral Measurement using spectroradiometer and 1 metre integrating sphere

The following data was determined from an integrated spectral measurement using a spectrometer. This will produce spatially averaged spectroradiometric results measured in an integrating sphere.



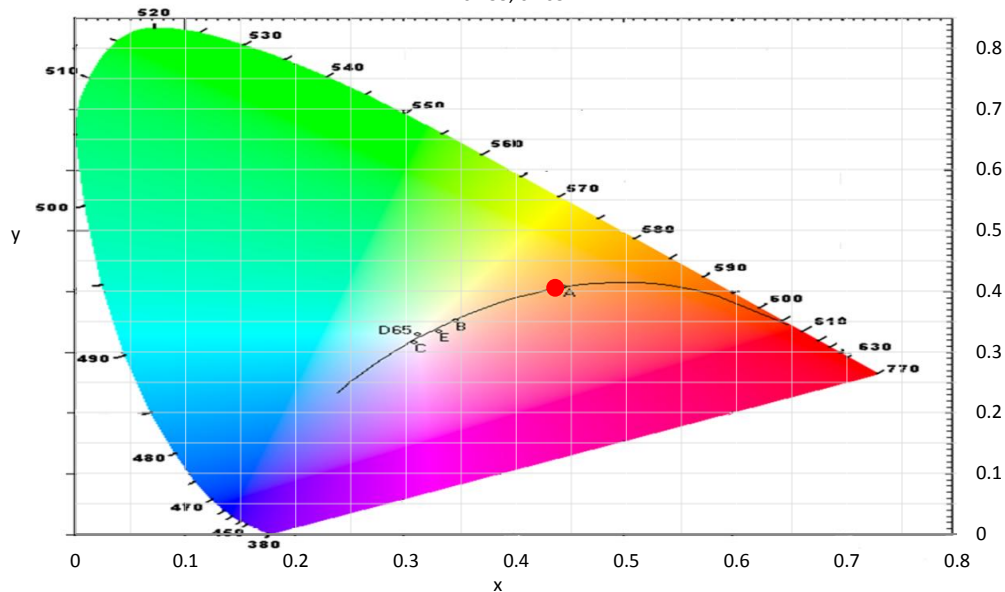
Colour Rendering Index Detail			
R1	83	R8	61
R2	92	R9	11
R3	97	R10	82
R4	84	R11	84
R5	84	R12	77
R6	91	R13	85
R7	84	R14	99

Colorimetric Details	
CCT	3032K
CRI (Ra)	84

Chromaticity Coordinates		
CIE 1931	x	0.4354
	y	0.4049
CIE 1960	u	0.2492
	v	0.3477
CIE 1976	u'	0.2492
	v'	0.5215
Duv		0.0005

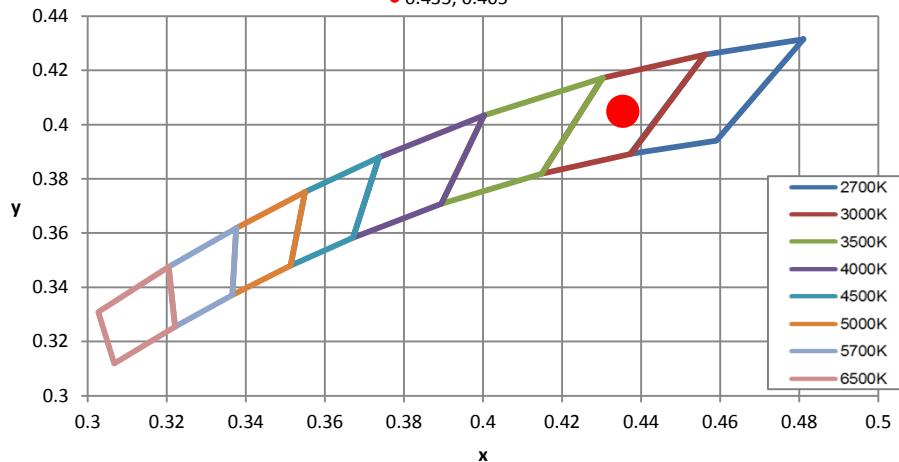
CIE 1931 Colour Chart

• 0.435, 0.405



CIE 1931 x, y Chromaticity Diagram - Nominal CCT Quadrangles

• 0.435, 0.405



Spectral Power Distribution

λ (nm)	Arb units	λ (nm)	Arb units	λ (nm)	Arb units	λ (nm)	Arb units
380	0.00E+00	430	4.13E-03	480	5.16E-01	530	3.69E-01
381	1.37E-03	431	5.94E-03	481	5.05E-01	531	3.83E-01
382	8.75E-03	432	4.94E-03	482	5.07E-01	532	3.86E-01
383	6.43E-03	433	5.74E-03	483	4.74E-01	533	3.96E-01
384	4.27E-03	434	5.38E-03	484	4.37E-01	534	4.01E-01
385	0.00E+00	435	3.85E-03	485	3.97E-01	535	4.12E-01
386	5.06E-03	436	1.89E-03	486	3.78E-01	536	4.19E-01
387	2.07E-03	437	7.99E-03	487	3.40E-01	537	4.25E-01
388	2.24E-03	438	5.05E-03	488	3.10E-01	538	4.25E-01
389	6.36E-03	439	6.27E-03	489	2.94E-01	539	4.32E-01
390	5.37E-03	440	6.40E-03	490	2.73E-01	540	4.38E-01
391	7.53E-03	441	7.47E-03	491	2.61E-01	541	4.43E-01
392	8.08E-03	442	7.81E-03	492	2.56E-01	542	4.46E-01
393	1.18E-03	443	1.12E-02	493	2.46E-01	543	4.51E-01
394	2.52E-03	444	1.09E-02	494	2.36E-01	544	4.59E-01
395	2.49E-03	445	1.13E-02	495	2.26E-01	545	4.63E-01
396	5.32E-03	446	1.41E-02	496	2.24E-01	546	4.68E-01
397	2.96E-03	447	1.63E-02	497	2.07E-01	547	4.67E-01
398	6.83E-03	448	2.09E-02	498	2.05E-01	548	4.69E-01
399	9.92E-03	449	2.80E-02	499	1.98E-01	549	4.72E-01
400	8.20E-03	450	2.75E-02	500	1.92E-01	550	4.77E-01
401	0.00E+00	451	3.45E-02	501	1.88E-01	551	4.80E-01
402	4.08E-03	452	3.74E-02	502	1.81E-01	552	4.83E-01
403	5.42E-03	453	4.17E-02	503	1.74E-01	553	4.84E-01
404	3.17E-03	454	4.89E-02	504	1.71E-01	554	4.91E-01
405	4.71E-03	455	5.50E-02	505	1.72E-01	555	4.90E-01
406	3.90E-03	456	6.31E-02	506	1.74E-01	556	4.93E-01
407	4.97E-03	457	6.87E-02	507	1.74E-01	557	4.93E-01
408	1.84E-03	458	7.92E-02	508	1.72E-01	558	5.03E-01
409	9.24E-03	459	9.12E-02	509	1.82E-01	559	4.96E-01
410	5.09E-03	460	1.02E-01	510	1.86E-01	560	5.07E-01
411	5.11E-03	461	1.11E-01	511	1.94E-01	561	5.12E-01
412	5.78E-03	462	1.29E-01	512	1.98E-01	562	5.22E-01
413	1.16E-02	463	1.46E-01	513	2.04E-01	563	5.18E-01
414	1.95E-03	464	1.53E-01	514	2.12E-01	564	5.27E-01
415	4.36E-03	465	1.75E-01	515	2.22E-01	565	5.30E-01
416	6.24E-03	466	1.91E-01	516	2.32E-01	566	5.35E-01
417	5.61E-03	467	2.15E-01	517	2.39E-01	567	5.37E-01
418	2.33E-03	468	2.34E-01	518	2.49E-01	568	5.37E-01
419	4.98E-04	469	2.61E-01	519	2.57E-01	569	5.45E-01
420	4.37E-03	470	2.90E-01	520	2.66E-01	570	5.43E-01
421	2.89E-03	471	3.15E-01	521	2.77E-01	571	5.59E-01
422	8.60E-03	472	3.49E-01	522	2.91E-01	572	5.53E-01
423	3.32E-03	473	3.83E-01	523	2.99E-01	573	5.61E-01
424	8.47E-03	474	4.08E-01	524	3.10E-01	574	5.64E-01
425	6.34E-03	475	4.36E-01	525	3.20E-01	575	5.73E-01
426	5.54E-03	476	4.55E-01	526	3.35E-01	576	5.82E-01
427	8.14E-03	477	4.89E-01	527	3.39E-01	577	5.80E-01
428	2.35E-03	478	5.14E-01	528	3.50E-01	578	5.88E-01
429	3.48E-03	479	5.15E-01	529	3.63E-01	579	5.92E-01
						580	5.96E-01

Spectral Power Distribution

λ (nm)	Arb units	λ (nm)	Arb units	λ (nm)	Arb units	λ (nm)	Arb units
581	6.03E-01	631	9.91E-01	681	5.74E-01	731	1.53E-01
582	6.09E-01	632	9.91E-01	682	5.60E-01	732	1.47E-01
583	6.21E-01	633	9.91E-01	683	5.49E-01	733	1.47E-01
584	6.26E-01	634	9.85E-01	684	5.38E-01	734	1.37E-01
585	6.35E-01	635	9.88E-01	685	5.20E-01	735	1.33E-01
586	6.41E-01	636	9.88E-01	686	5.13E-01	736	1.33E-01
587	6.46E-01	637	1.00E+00	687	4.98E-01	737	1.30E-01
588	6.57E-01	638	9.90E-01	688	4.85E-01	738	1.22E-01
589	6.68E-01	639	9.86E-01	689	4.77E-01	739	1.21E-01
590	6.64E-01	640	9.83E-01	690	4.62E-01	740	1.15E-01
591	6.75E-01	641	9.72E-01	691	4.56E-01	741	1.15E-01
592	6.84E-01	642	9.71E-01	692	4.40E-01	742	1.10E-01
593	6.92E-01	643	9.64E-01	693	4.30E-01	743	1.05E-01
594	6.94E-01	644	9.72E-01	694	4.23E-01	744	1.05E-01
595	7.16E-01	645	9.68E-01	695	4.10E-01	745	1.00E-01
596	7.19E-01	646	9.56E-01	696	4.02E-01	746	9.67E-02
597	7.27E-01	647	9.46E-01	697	3.94E-01	747	9.55E-02
598	7.37E-01	648	9.40E-01	698	3.83E-01	748	9.03E-02
599	7.52E-01	649	9.27E-01	699	3.74E-01	749	8.82E-02
600	7.58E-01	650	9.19E-01	700	3.63E-01	750	8.54E-02
601	7.65E-01	651	9.12E-01	701	3.54E-01	751	8.37E-02
602	7.72E-01	652	9.14E-01	702	3.42E-01	752	8.13E-02
603	7.82E-01	653	9.00E-01	703	3.38E-01	753	7.71E-02
604	7.93E-01	654	8.96E-01	704	3.30E-01	754	7.74E-02
605	8.01E-01	655	8.75E-01	705	3.16E-01	755	7.35E-02
606	8.11E-01	656	8.77E-01	706	3.09E-01	756	7.26E-02
607	8.23E-01	657	8.60E-01	707	3.02E-01	757	7.04E-02
608	8.27E-01	658	8.51E-01	708	2.94E-01	758	6.60E-02
609	8.39E-01	659	8.47E-01	709	2.85E-01	759	6.40E-02
610	8.49E-01	660	8.25E-01	710	2.78E-01	760	6.26E-02
611	8.58E-01	661	8.23E-01	711	2.72E-01	761	6.01E-02
612	8.68E-01	662	8.02E-01	712	2.67E-01	762	6.05E-02
613	8.69E-01	663	7.96E-01	713	2.56E-01	763	5.76E-02
614	8.87E-01	664	7.83E-01	714	2.55E-01	764	5.38E-02
615	9.04E-01	665	7.70E-01	715	2.44E-01	765	5.11E-02
616	9.06E-01	666	7.58E-01	716	2.41E-01	766	5.44E-02
617	9.18E-01	667	7.45E-01	717	2.32E-01	767	5.11E-02
618	9.12E-01	668	7.28E-01	718	2.24E-01	768	4.74E-02
619	9.28E-01	669	7.20E-01	719	2.18E-01	769	4.70E-02
620	9.37E-01	670	7.12E-01	720	2.10E-01	770	4.64E-02
621	9.43E-01	671	6.96E-01	721	2.08E-01	771	4.71E-02
622	9.53E-01	672	6.82E-01	722	1.99E-01	772	4.60E-02
623	9.51E-01	673	6.73E-01	723	1.95E-01	773	4.63E-02
624	9.58E-01	674	6.58E-01	724	1.88E-01	774	4.37E-02
625	9.82E-01	675	6.47E-01	725	1.81E-01	775	3.85E-02
626	9.78E-01	676	6.30E-01	726	1.79E-01	776	4.02E-02
627	9.73E-01	677	6.21E-01	727	1.73E-01	777	3.89E-02
628	9.80E-01	678	6.07E-01	728	1.68E-01	778	3.68E-02
629	9.77E-01	679	5.99E-01	729	1.63E-01	779	3.47E-02
630	9.85E-01	680	5.85E-01	730	1.59E-01	780	3.43E-02

Measurement Uncertainty

The following is the reported expanded uncertainty of the UL 6440T Type C Mirror Goniophotometer.

Parameter	Uncertainty
Total Luminous Flux (%)	± 4.9
Luminous Intensity (%)	± 4.9
Temperature ($^{\circ}\text{C}$)	± 1.0
Voltage DC TY720 (%)	± 0.017
Current DC TY720 (%)	± 0.10
Voltage AC WT210 (%)	± 0.059
Current AC WT210 (%)	± 0.025
Power AC WT210 (%)	± 0.23
Frequency (50/60 Hz) WT210 (%)	± 0.004
Power Factor WT210 (%)	± 0.06

The reported expanded uncertainty is based on the combined standard uncertainty multiplied by a coverage factor of $k = 2$. This value of k gives a coverage probability of approximately 95%, assuming a normal distribution. This determination of the measurement uncertainty has been done in accordance with international requirements including UKAS, BIPM Guide to the Expression of Uncertainty in Measurement and CIE 198:2011 and CIE S 025/E:2015.

Electrical measurement equipment used for the determination of results for this report, are compliant and meet the performance requirements of the measurement standards used.

----- END OF REPORT -----